

# TC-WR445

## SONY SERVICE MANUAL

*US Model  
Canadian Model  
AEP Model  
UK Model  
E Model  
Australian Model*

### SUPPLEMENT-2

File this Supplement with the Service Manual.

Subject : 1. EXPLODED VIEWS  
(CHASSIS SECTION)  
2. CHANGE OF SYSTEM CONTROL,  
PANEL (C), HEADPHONE,  
POWER TRANSFORMER,  
PANEL (A) AND PANEL (B)  
BOARDS

(ECN-TC400425)

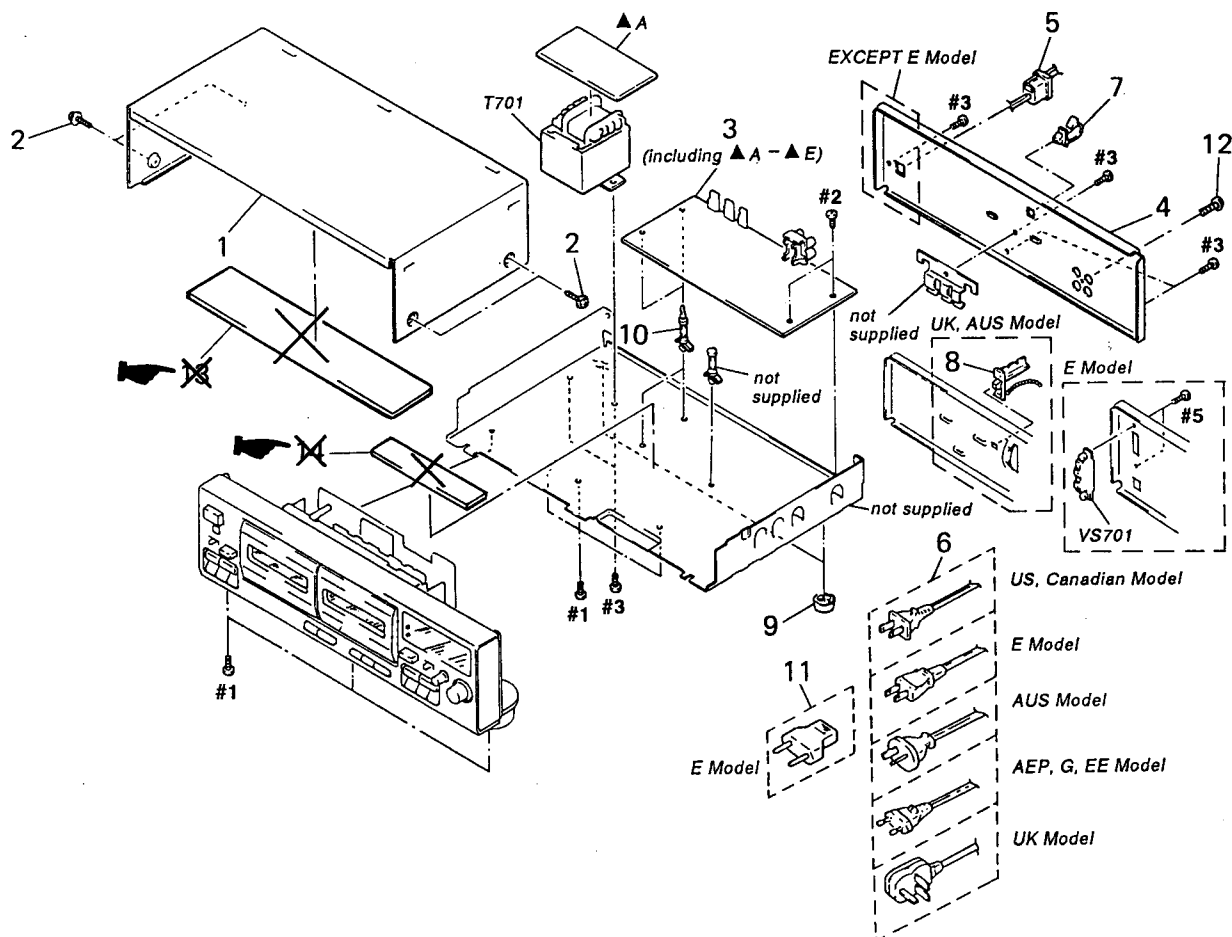
## 1. EXPLODED VIEWS

 : Indicates changed portion

Page 30

### 6-1. CHASSIS SECTION

▲ A : POWER TRANSFORMER BOARD



2. CHAN  
and P.  
The sys  
changer  
Printed  
Refer to

NEW TY

Former Type			New Type	
Ref. No.	Part No.	Description	Part No.	Description
13	3-917-191-01	ABSORBENT (A), VIBRATION		Deleted
14	3-917-192-01	ABSORBENT (B), VIBRATION		Deleted

## 2. CHANGE OF SYSTEM CONTROL, PANEL (C), HEADPHONE, POWER TRANSFORMER, PANEL (A) and PANEL (B) BOARDS

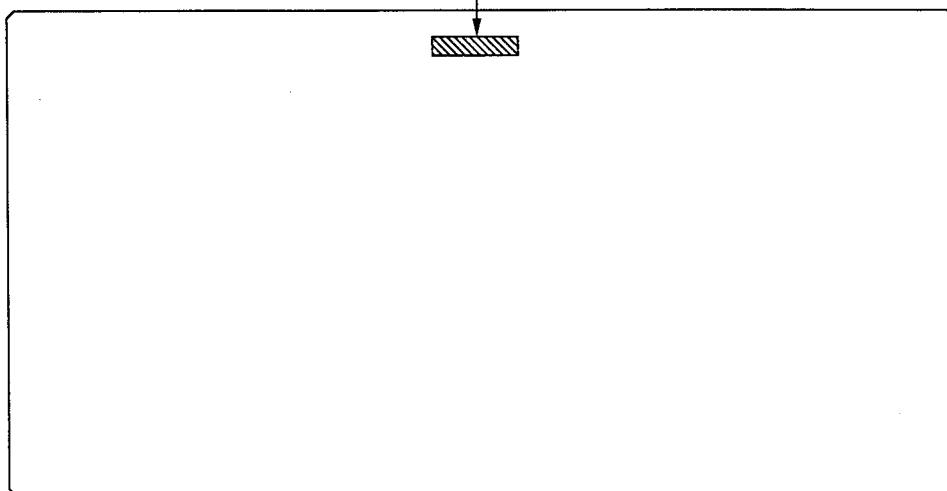
The system control board, panel (C) board, headphone board, power transformer board, panel (A) board and panel (B) board have been changed.

Printed wiring boards of new type are described in this Supplement-2.

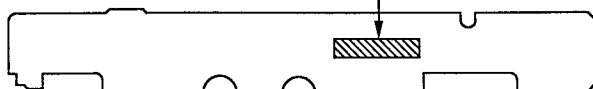
Refer to original service manual and supplement-1 previously issued for the other information.

### NEW TYPE IDENTIFICATION

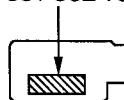
– SYSTEM CONTROL board (Component Side) –  
1-651-532-13



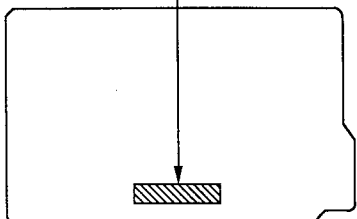
– PANEL (C) board (Component Side) –  
1-651-532-13



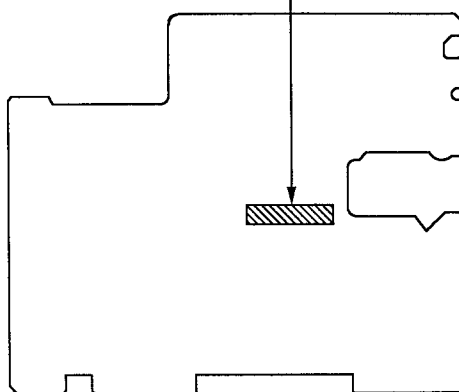
– HEADPHONE board –  
(Component Side)  
1-651-532-13



– POWER TRANSFORMER board (Component Side) –  
1-651-532-13



– PANEL (B) board –  
(Component Side)  
1-651-532-13



– PANEL (A) board –  
(Component Side)  
1-651-532-13

