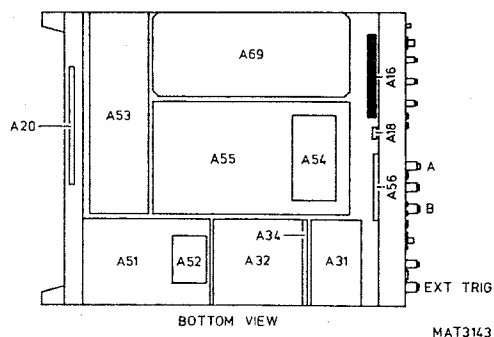


UNIT A16 - C.R.T CONTROL UNITCONTENTS

8.16.1	General information.....	8.16-1
8.16.2	Signal name list.....	8.16-2

8.16.1 General information

The C.R.T. CONTROL unit, which is located below the C.R.T., contains the frontpanel C.R.T. controls:

- FOCUS
- INTENS TRACE
- INTENS TEXT
- ILLUM
- TRACE ROT

The FOCUS level FCIN is applied to the focus circuit on unit A1.

The INTENSITY levels ITTR and ITTX are applied to unit A1 and depending on the current display block (trace or text) one of these two (trace or text) levels will be selected and applied to the Z-amplifier.

8.16.2 Signal name list

Signal name	Description	Signal source	Signal destination(s)
FCIN	Focus input	A16	A1
ITTR	Intensity trace	A16	A1
ITTX	Intensity text	A16	A1
TRRT	Trace rotation	A16	C.R.T.

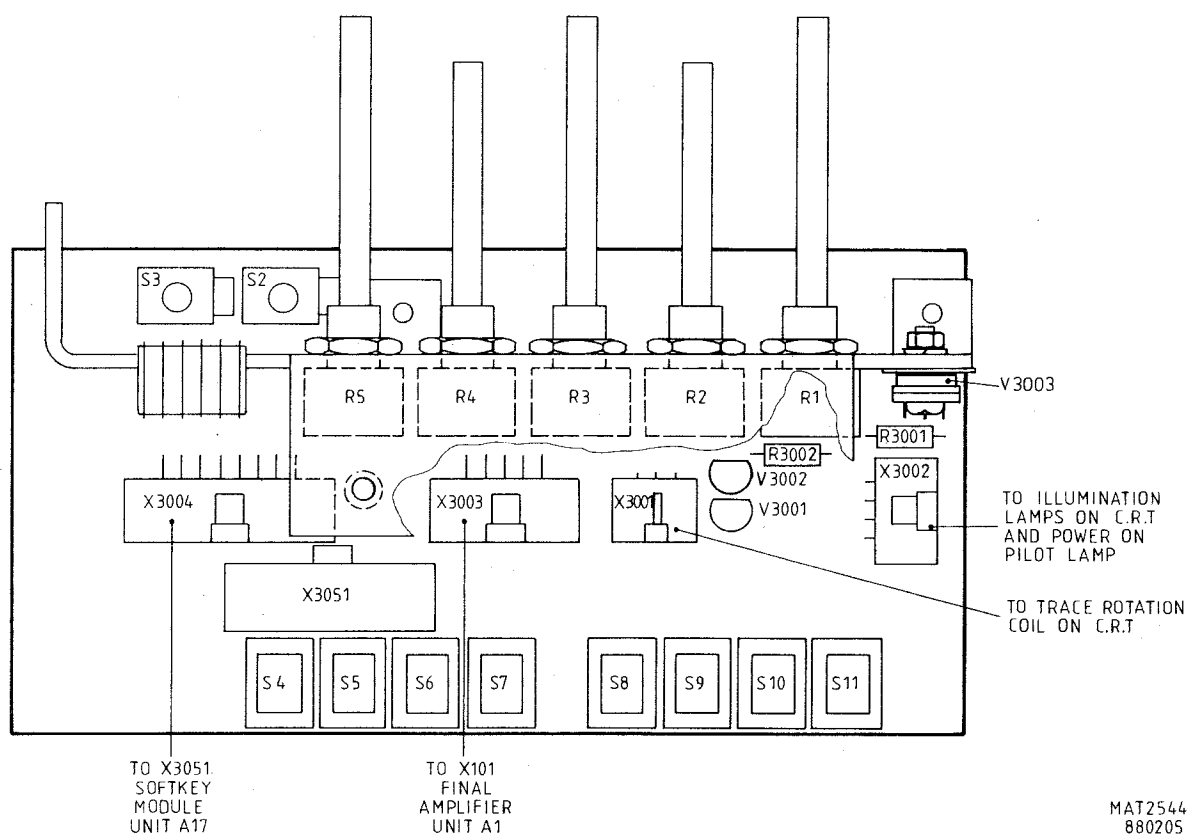


Figure 8.16.1 Unit A16 - C.R.T. CONTROL - p.c.b. lay out.

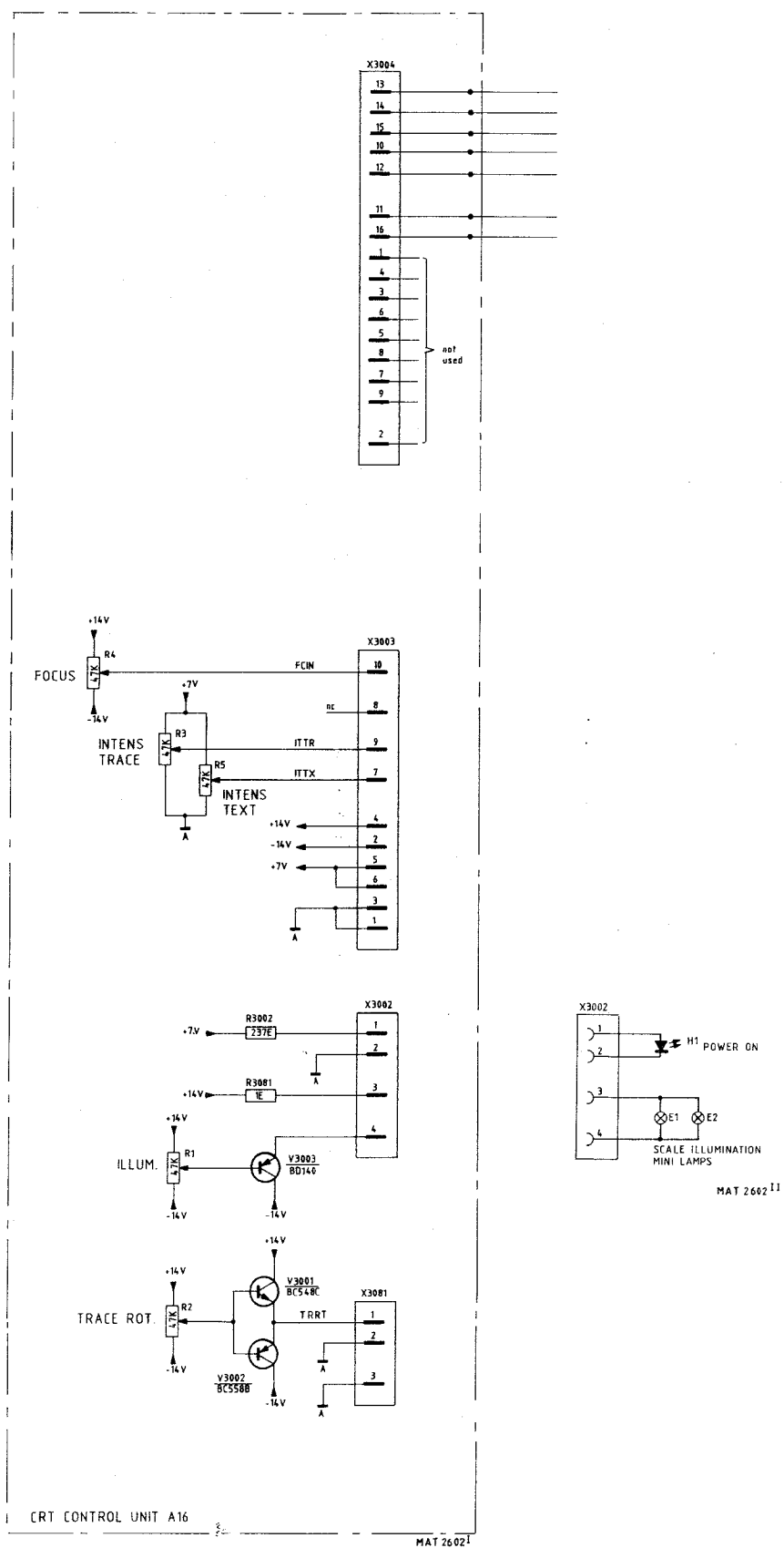


Figure 8.16.2 Unit A16 - C.R.T. CONTROL - circuit diagram.