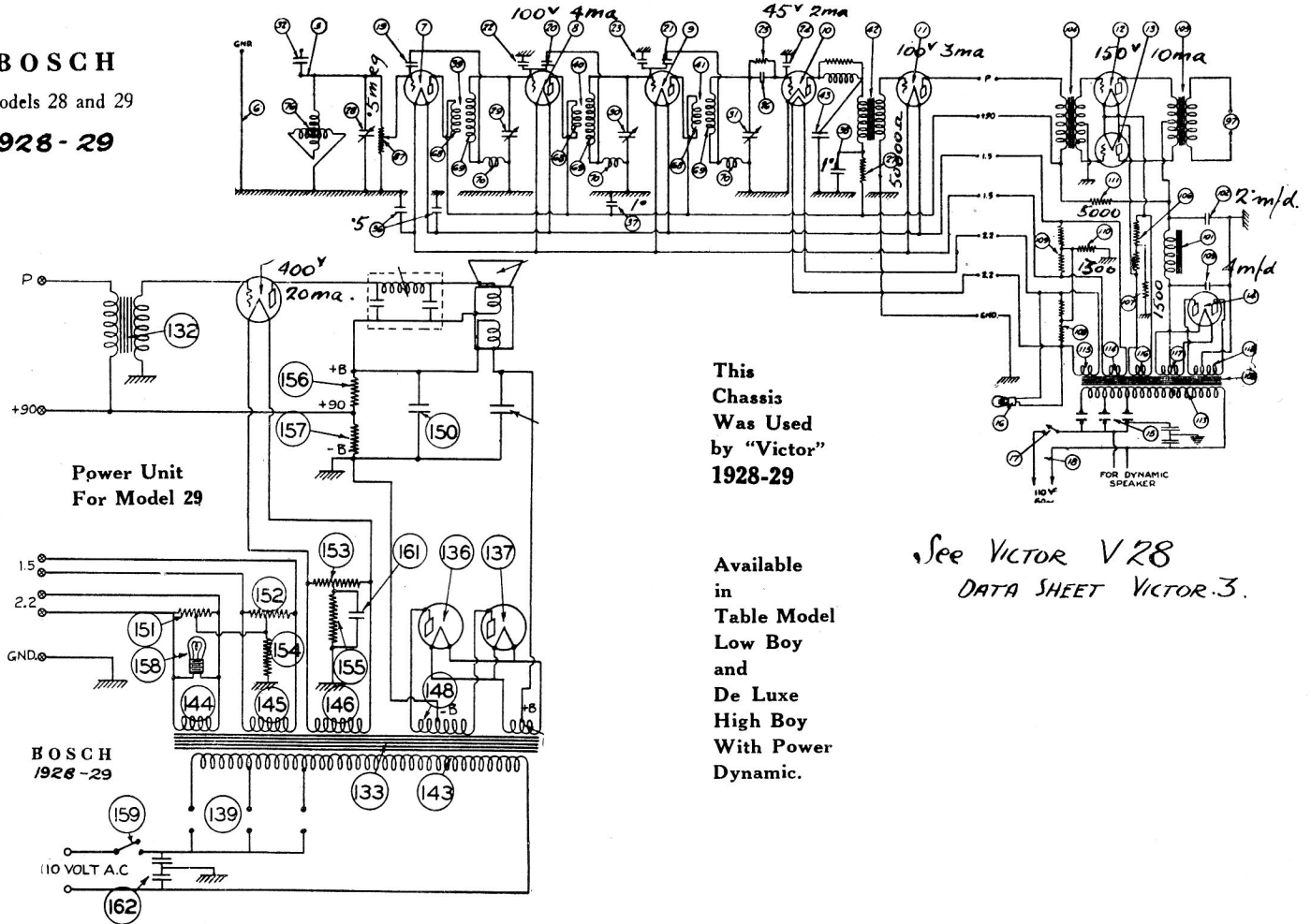


BOSCH

Models 28 and 29
1928 - 29

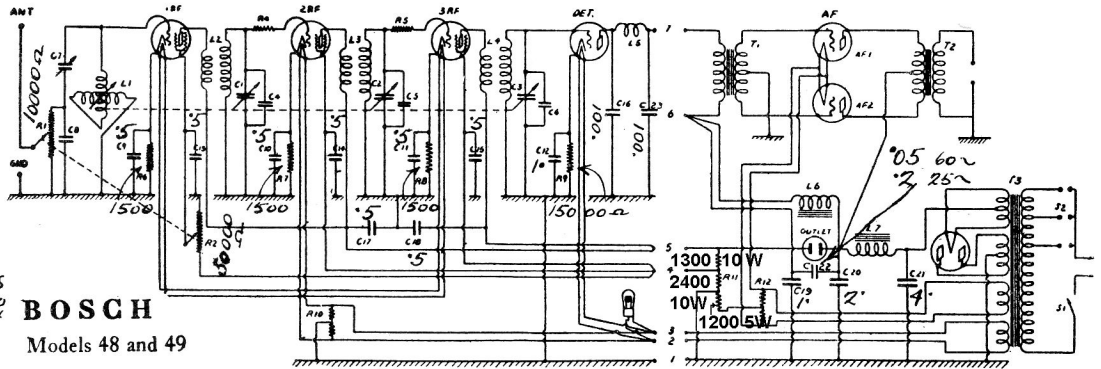


This Chassis Was Used by "Victor" 1928-29

Available in Table Model Low Boy and De Luxe High Boy With Power Dynamic.

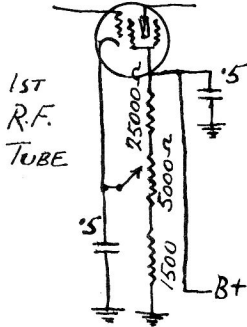
See VICTOR V28 DATA SHEET VICTOR-3.

Chassis Fitted in. Table Model Low Boy High Boy Phono-Comb. 1929-30



Note: In some models volume control is 10000 and 5000-ohm and circuit is as shown.


BOSCH
Models 48 and 49
1929 - 30



Type of Tube	Position of Tube	A Volts		B Volts		Screen Volts		C Volts		Plate M.A. Normal		Plate M.A. Grid Test	
		60 Cycle	25 Cycle	60 Cycle	25 Cycle	60 Cycle	25 Cycle	60 Cycle	25 Cycle	60 Cycle	25 Cycle	60 Cycle	25 Cycle
BY-224	1st R.F.	2.4	2.4	175	150	70.	70.	2.5	1.5	3.5	3.5	6.0	6.0
BY-224	2nd R.F.	2.4	2.4	175	150	70.	70.	2.5	1.5	3.5	3.5	6.0	6.0
BY-224	3rd R.F.	2.4	2.4	175	150	70.	70.	2.5	1.5	3.5	3.5	6.0	6.0
BY-227	Detector	2.4	2.4	290	250	27	27	2.0	2.0	5.0	5.0
BX-245	Audio	2.4	2.4	350	300	45	42	30	30	50.0	50.0

Printed in Canada

DATA SHEET



REVISED USING —Courtesy Radio Craft Corp. Ltd.

BOSCH-4