

Portable LCD Digital Microscope



(G600)






Main parameters:

- 1: Pixel: HD 3 .6MP CCD
- 2: Display: 4.3 inches HD OLED display.
- 4: Magnification: 1-600X continuous magnification system.
- 5: Object distance: 15mm-- infinity
- 6: With built-in lithium battery, Continuous working for 6 hours .
- 7: Languages: English, Spanish, Russian, Korean, Japanese, Thai, Hebrew, Portuguese, German, French, Italy, Turkey, Czech, Poland, Traditional Chinese, simplified Chinese.



The High-capacity lithium battery needs about 4 hours to be full charged. When it's charging, the display will show , when it's full charged, the display will show .

|  |  | 视频模式 | |
|---|---|------|--|
|  | Resolution | 分辨率 | |
|  | Date Tag | 时间标志 | |
|  | Motion Detection | 移动侦测 | |
|  | Cyclic Record | 循环摄像 | |
|  | EV | 曝光值 | |
| MENU | | 1/2 | |

|  |  | 设置 | |
|---|---|------|--|
|  | Format | 格式化 | |
|  | Language Setting | 语言 | |
|  | Auto Power-Off | 自动关机 | |
|  | Screen savers | 自动关屏 | |
|  | Time Setting | 时间设定 | |
| MENU | | 1/2 | |



Press it once to turn on, press once again to turn off.

MENU: Function setting key:

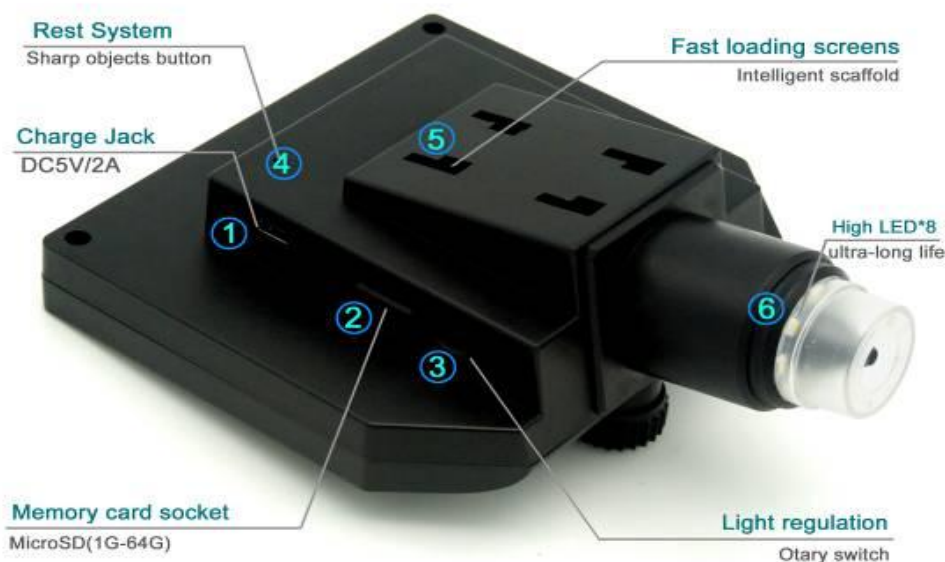
1. Resolution: 1080P, 720P, VGA
2. Date Tag: Displayed /Not displayed
3. Motion Detection: ON/OFF (When it's on it will start to record a video automatically , as soon as detecting something's moving .)
4. Cyclic Record : off /3 minutes /5 minutes /10 minutes.
In the memory card is full, it will delete the first video and save the new video automatically.
5. Exposure value: +2.0 (0) -2.0
6. Format: Yse / NO
7. Language: 16 kinds of languages
8. Automatic shutdown: off, 1 minutes, 3 minutes,
9. Automatic turn off the LCD : off, 1,3,5 minutes
10. Factory Reset:Yes / No
11. Light source's frequency: 50HZ, 60HZ
12. Time setting: year, month, day, hours, minutes, seconds
13. Image rotating on / off
14. Light: on / off
15. Software version: V1.10

Mode button:

1. Recording Video mode:
2. Taking Photos mode: (5M, 2M, 1.3M, VGA) press “OK” button for taking photos
3. Playback mode: delete, lock / unlock

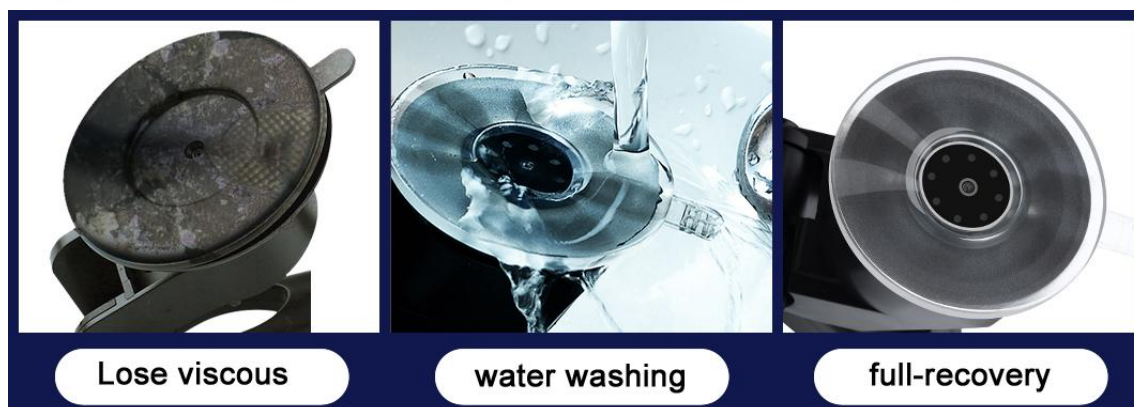


Left button, right button, OK button (photo / video, open key)



- 1: Power DC interface (5P MINI).
- 2: Memory card's socket (Micro SD), supporting 1-64GB.
- 3: Brightness Adjust button
- 4: REST button, restore the system.(If the machine can not work, please press the button with sharp objects to restart it.)
- 5: Fast loading 4 holes' bayonet, push the bracket's 4 claws into the bayonet,hearing "ka" once,it says the assemble is finished .
- 6: High brightness 8 LEDs, available for up to 100 thousand hours.



Intelligent universal support



The intelligent universal support is super light and powerful, can be adsorbed on the surface of glass/ceramic/marble/plastic board and others.

The silicone sucker will not leave marks on any surface. after long-term using, it can be cleaned by water when there's dust on the surface.

The closest distance of microscope and the goal is 15mm, the magnifying time is the maximum, the magnifying time will be smaller as the distance increasing.



Accessories icon:



Microscope, power supply, data line, multi functional support, user's manual.